



Retroreflective sensor RL91-54-RT/25/49/115



- Retroreflective sensor for single-beam closing edge protection
- Narrow housing suitable for small gaps
- Sturdy plastic housing
- Various possibilities for mounting
- Version with red light
- Version for supply voltage of up to 30 V DC

Mid-range photoelectric sensors for detecting people, objects, and vehicles



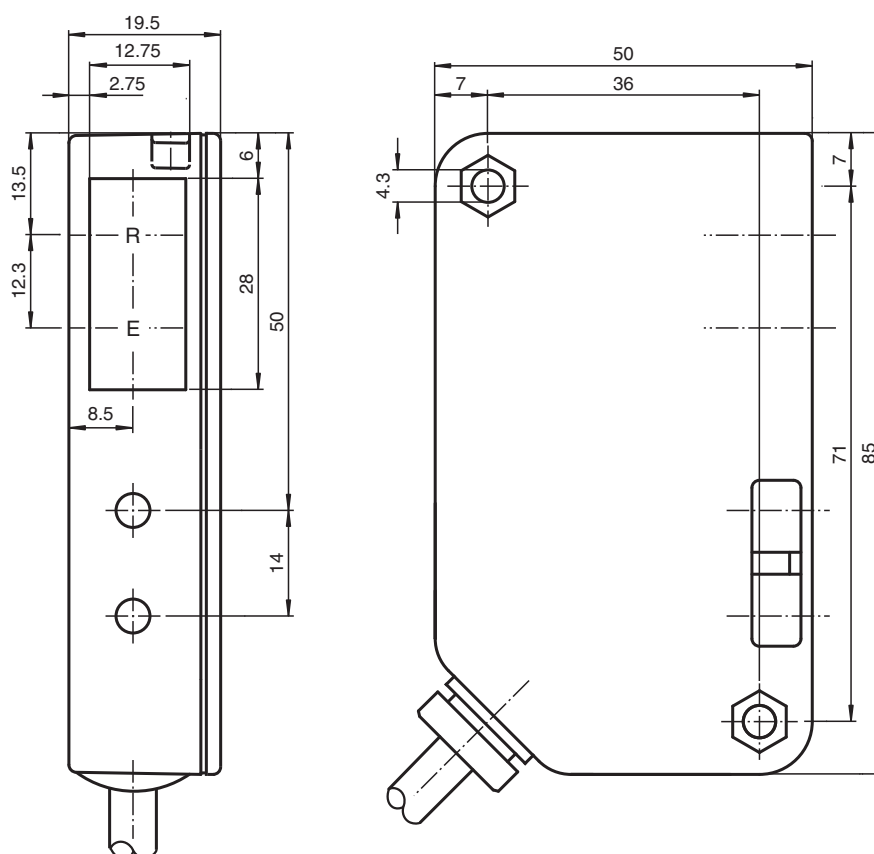
Function

Concentration on the essentials is the hallmark of the 91 series. As ac/dc supply devices, these economical, reliable and easy-to-use photoelectric sensors can be used almost universally. Their narrow design means that they can be used in any environment. The single-beam photoelectric sensors of the 91 series are suitable for closing-edge monitoring for elevators, barriers and doors, as well as for object detection and object tracking in material handling systems.

Application

- Closing-edge monitoring for elevators, barriers and industrial doors
- Detecting and tracking objects in material handling

Dimensions



Technical Data

General specifications

Effective detection range	0 ... 4 m
Reflector distance	0.2 ... 4000 mm
Threshold detection range	8 m
Reference target	H85-2 reflector
Light source	LED
Light type	modulated visible red light
Diameter of the light spot	approx. 160 mm at a distance of 4000 mm
Opening angle	approx. 2.5 °
Ambient light limit	90000 Lux

Functional safety related parameters

MTTF _d	1083.4 a
-------------------	----------

Indicators/operating means

Function indicator	LED red, flashes when falling short of the operating reserve
--------------------	--

Electrical specifications

Operating voltage	U _B	12 ... 30 V DC
No-load supply current	I ₀	< 100 mA

Output

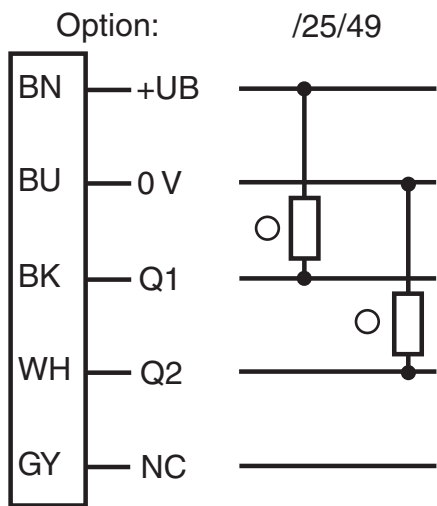
Switching type	light-on
Signal output	1 NPN, 1 PNP synchronized-switching, short-circuit protected, reverse polarity protected
Switching voltage	max. 30 V DC

Release date: 2022-11-18 Date of issue: 2022-11-18 Filename: 419072_eng.pdf

Technical Data

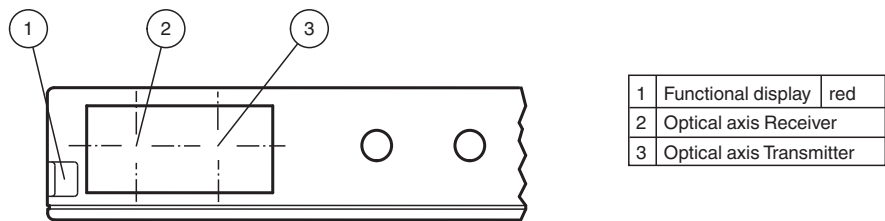
Switching current	200 mA
Switching frequency	f25 Hz
Response time	20 ms
Conformity	
Product standard	EN 60947-5-2
Approvals and certificates	
UL approval	cULus For overcurrent protection, install a fuse with a rated current of max. 5 A and min. 30 V DC
CCC approval	CCC approval / marking not required for products rated ≤36 V
Ambient conditions	
Ambient temperature	-20 ... 55 °C (-4 ... 131 °F)
Storage temperature	-20 ... 75 °C (-4 ... 167 °F)
Mechanical specifications	
Degree of protection	IP65
Connection	5 m fixed cable
Material	
Housing	Luran®
Optical face	glass pane
Mass	100 g

Connection Assignment



○ = Light on
● = Dark on

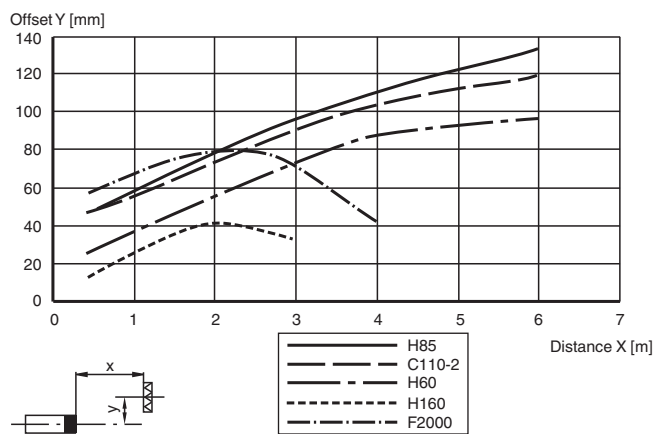
Assembly



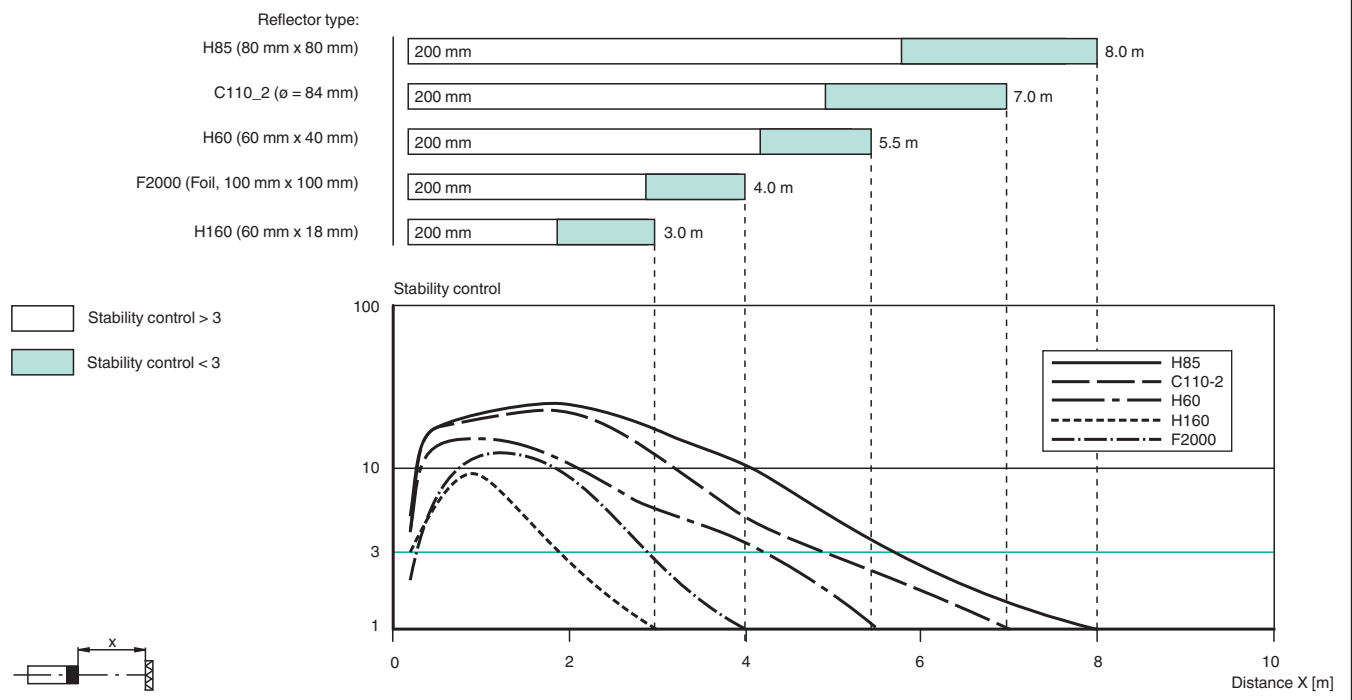
1	Functional display	red
2	Optical axis Receiver	
3	Optical axis Transmitter	

Characteristic Curve

Characteristic response curve



Relative received light strength



Accessories

	OMH-91	Mounting bracket
---	--------	------------------

System Description

System Description

The retro-reflective sensor contains both an emitter and a receiver in a single housing. A reflector reflects the light from emitter back to the receiver. If an object interrupts the light beam, the switching function is initiated.